

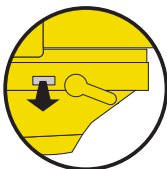
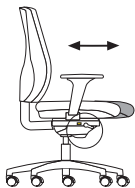
YES

Instrucciones de uso  
Operating instructions  
Mode d'emploi



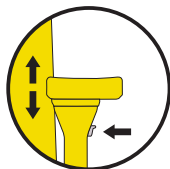
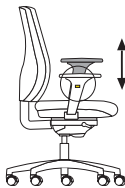
**Profundidad del asiento.**

**1**



**Altura de los brazos.**

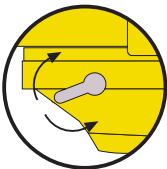
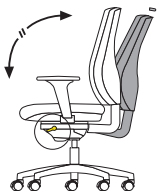
**5**



1D 2D 3D 4D

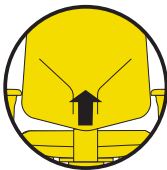
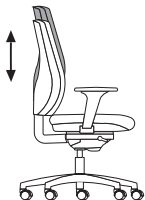
**Bloqueo del respaldo.**

**2**



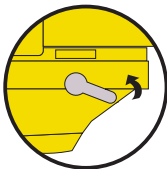
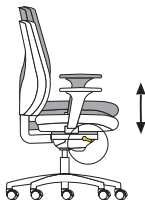
**Altura respaldo.**

**3**



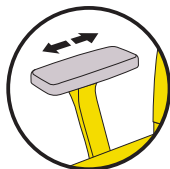
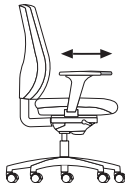
**Altura asiento.**

**4**



**Profundidad del apoyabrazos.**

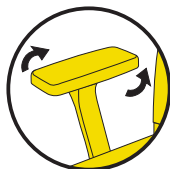
**6**



2D 3D 4D

**Apoyabrazos giratorio.**

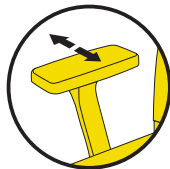
**7**



3D 4D

**Desplazamiento lateral apoyabrazos.**

**8**



4D

## Cuidado y mantenimiento.

**Plástico.** Para una limpieza normal, lavar la superficie del plástico con un paño humedecido en agua templada con un detergente muy suave. aclarar cuidadosamente y secar con un paño suave. No utilizar disolventes o limpiadores de cocina abrasivos.

**Tapicería.** Para una limpieza normal, aspirar la tapicería tanto como sea necesario utilizando un accesorio adecuado.

La mayoría de los tipos de manchas se pueden eliminar con agua tibia, añadiendo, si es necesario, un detergente neutro. Siempre utilice un paño limpio de algodón blanco. No se moje toda la pieza de mobiliario y utilizar sólo pequeñas cantidades de producto de limpieza a la vez.

No frotar demasiado vigorosamente o puede dañar los flecos o fibras. Es mejor varias aplicaciones suaves que una aplicación fuerte.

**Piel.** Para una limpieza normal, aspirar o quitar el polvo frecuentemente con un paño seco. Si la piel está sucia, se puede limpiar con un paño húmedo en agua tibia y un jabón suave. No limpie sólo la superficie manchada sino toda la superficie. Pasar un paño humedecido y posteriormente un paño limpio y seco.

## Medio - Ambiente.

La silla puede ser desmontada rápidamente para su reciclaje con herramientas comunes. Es reciclable en un 94,97 % y todas sus piezas menores de 50 grs. están identificadas. Su peso aligerado (13,5 kgr) reduce el impacto de CO<sub>2</sub> a la atmósfera.

## Normativa.

EN1335

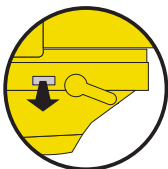
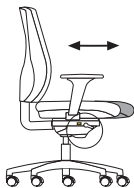
## Modelo de utilidad / Diseño comunitario.

DC 1898875



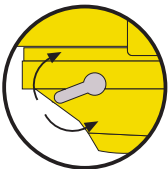
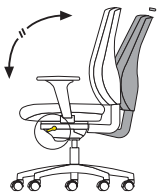
**Seat depth.**

1



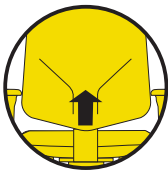
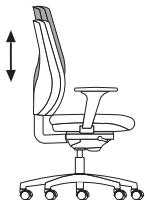
**Backrest lock.**

2



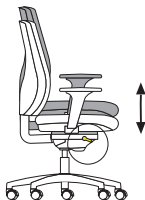
**Backrest height.**

3



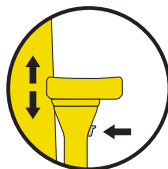
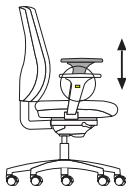
**Seat height.**

4



**Arm height.**

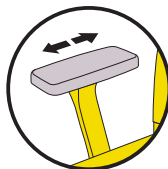
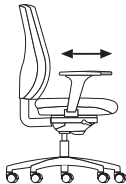
5



1D 2D 3D 4D

**Armrest depth.**

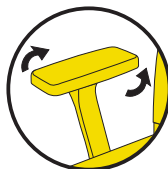
6



2D 3D 4D

**Rotating armrests.**

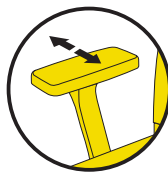
7



3D 4D

**Armrest support with lateral sliding**

8



4D

## Care and maintenance.

**Plastic.** For normal cleaning, wash the plastic surface with a cloth moistened with warm water and a very mild detergent. Remove all the detergent carefully with a cloth moistened in clean water and dry with a soft cloth. Do not use solvents or abrasive kitchen cleaning products.

**Upholstery.** For normal cleaning, vacuum the upholstery as much as necessary using a suitable accessory.

Most stains can be removed with warm water and, if necessary, a neutral detergent. Always use a clean white cotton cloth. Do not soak the entire piece of furniture and only use small quantities of cleaning product at a time.

Do not rub too hard; you may damage the fringes or fibres. Several gentle cleans are better than one hard clean

**Leather.** For normal cleaning, vacuum or remove dust frequently with a dry cloth. If the leather is dirty, it can be cleaned with a cloth moistened in lukewarm water and a mild soap. Do not clean just the stained area, but the entire surface. Wipe with a damp cloth and then a dry, clean one.

## The Environment.

The chair can be dismantled quickly using common tools for recycling purposes. It is 94,97 % recyclable and all parts of less than 50 g. are identified. Its light weight (13,5 kg) reduces the impact of CO<sub>2</sub> emissions into the atmosphere.

## Standard.

EN1335

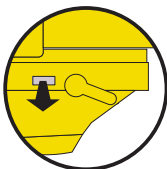
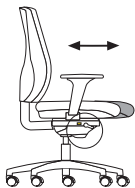
## Utility model / Community design.

DC 1898875



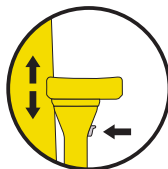
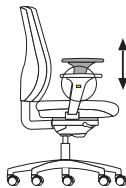
### Profondeur de l'assise.

1



### Hauteur des accoudoirs.

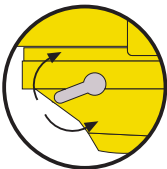
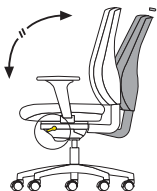
5



1D 2D 3D 4D

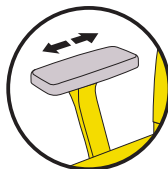
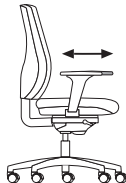
### Blocage du dossier.

2



### Profondeur de l'accoudoir.

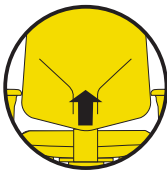
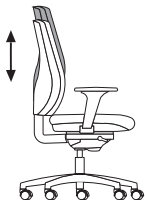
6



2D 3D 4D

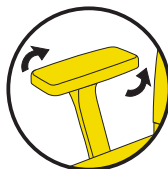
### Hauteur lombaire.

3



### Accoudoir tournant.

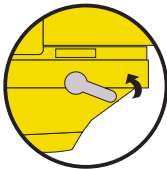
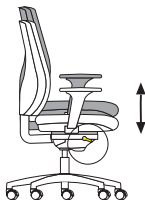
7



3D 4D

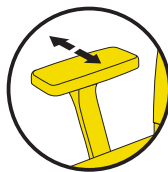
### Hauteur assise.

4



### Accoudoirs avec déplacement latéral

8



4D

## Soin et entretien.

**Plastique.** Pour un nettoyage normal, laver la surface en plastique avec un chiffon humidifié à l'eau tiède avec un détergent très doux. Rincer soigneusement et sécher avec un chiffon doux. Ne pas utiliser de produits solvants ou de nettoyeurs abrasifs.

**Tapiserie.** Pour un nettoyage normal, aspirer la tapiserie autant de fois que nécessaire, en utilisant un accessoire approprié.

La plupart des taches peuvent être éliminées à l'eau tiède, en ajoutant, si besoin, un détergent neutre. Toujours utiliser un chiffon propre en coton blanc. Ne jamais mouiller toute la pièce de mobilier et utiliser uniquement de petites quantités de produit de nettoyage à chaque fois.

Ne pas frotter trop vigoureusement ou vous pourriez endommager les franges ou fibres. Préférer plusieurs applications douces à une application forte.

**Cuir.** Pour un nettoyage normal, aspirer ou enlever la poussière fréquemment avec un chiffon sec. Si le cuir est sale, le nettoyer avec un chiffon imbibé d'eau tiède avec un savon doux. Ne pas nettoyer seulement la surface tachée, mais toute la surface. Passer un chiffon humide, puis un chiffon propre et sec.

## Environnement.

Le siège peut être démonté rapidement pour son recyclage avec des outils communs. Il est recyclable à 94,97 % et toutes ses pièces de moins de 50 g sont identifiées. Son poids allégé (13,5 kg) réduit l'impact de CO<sub>2</sub> dans l'atmosphère.

## Réglementation.

EN1335

## Modèle d'utilité / Conception communautaire.

DC 1898875



### **Respaldo tapizado sin brazos**

Upholstered backrest without armrests

Dossier tissu sans accoudoirs

---



### **Respaldo malla sin brazos**

Mesh backrest without armrests

Dossier résille sans accoudoirs

---





### **Respaldo tapizado con brazos**

Upholstered backrest with armrests

Dossier tissu avec accoudoirs

---



### **Respaldo malla con brazos**

Mesh backrest with armrests

Dossier résille avec accoudoirs

---



**dynamobel**



**Dynamobel S.A.**

Ctra. Madrid km.24

31350 Peralta

Navarra Spain

T +34 948 750 000

F +34 948 750 750

[info@dynamobel.com](mailto:info@dynamobel.com)

[www.dynamobel.com](http://www.dynamobel.com)